

Exchange Email



Exchange Email

Outlook on iPhone or iPad

For use by:	Students, Employees
Version:	1.0
Date:	23-6-22
Owner:	SID

(this page was intentionally left blank)

Configure Exchange Email on Iphone or Ipad with iOS 15 for Outlook

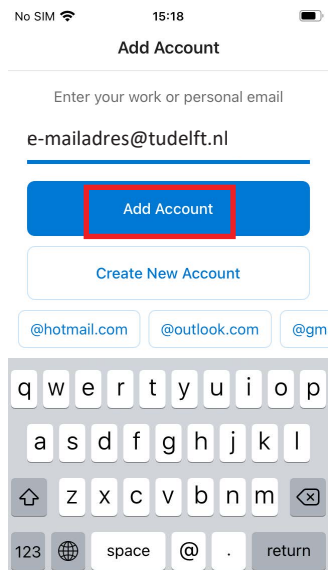
TU Mail

Before you begin

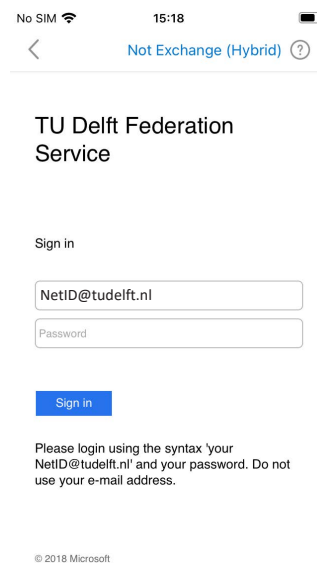
The following instruction is supported by the TU Delft and has been tested to be working. However, we offer this manual to you as an extra service. In case you have a configuration or version of IOS other than the one described here and you have problems Setting up Exchange mail, neither ICT nor a Servicepoint will be able to help you to Set up Exchange mail.

Description of the steps that have to be taken

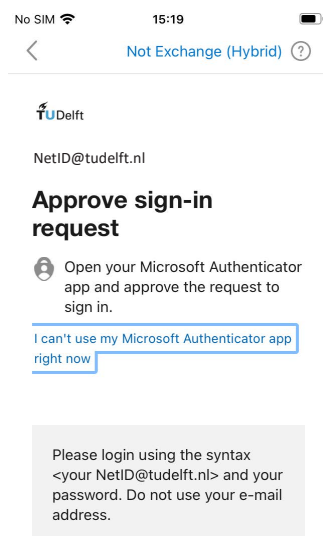
Step 1. Install the Outlook app. Open the app, enter your TU Delft email address and tap Add account.



Step 2. Sign in with NetID.



Step 3. Approve sign-in with Authenticator.



Step 4. Tap Maybe Later for now. Choose your preferences on the Notification pop-ups. Your account will now sync, this may take some time.

