

Funding and Scholarships for Internships, Thesis & Research Projects

WELCOME



Grants & Destinations



[Erasmus+ Traineeship grant](#)
(EU)

[International Internship Fund](#)
(EU & Non-EU)

[Justus & Louise van Effen Research Grant](#) (EU & Non-EU)

[IDEA League Research Grant](#)
(Switzerland ETH Zurich)

[NL Scholarship Grant](#)
(Non-EU)



Erasmus+

Before Mobility

1

Personal Details

Check your personal details in Osiris.
Is my address still correct?

minimum
working
hours 38 to
40 hours

minimum
stay of 60
days

2

Traineeship Agreement

Is the Traineeship Agreement signed by all three parties Student, Home and Institution?

3

Top up

Am I eligible for a Top up?

Inclusion Top up
Green Travel Top up

4

Deadline

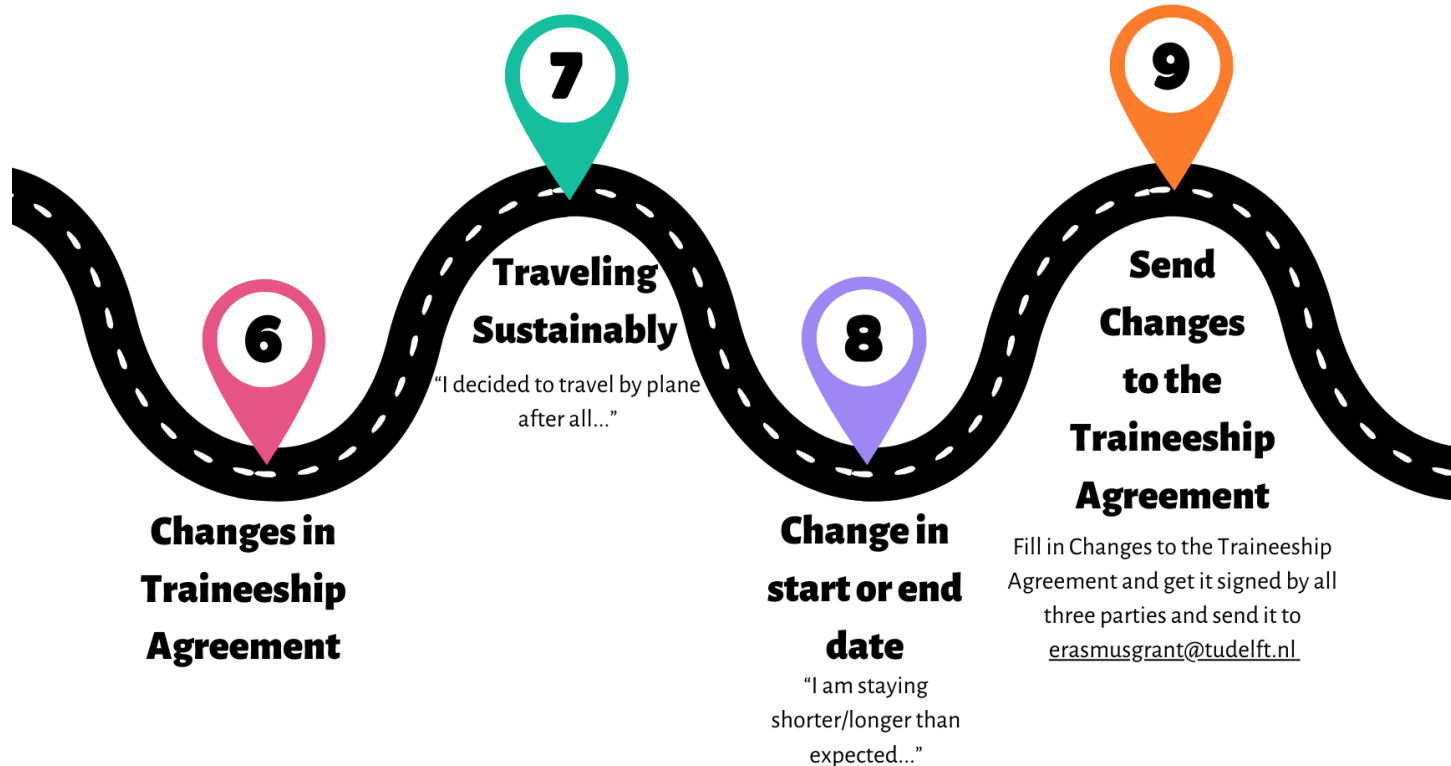
Am I meeting the 6 week deadline? If not, contact the erasmusgrant@tudelft.nl
If yes, send the Traineeship Agreement to make sure that I receive the Grant Agreement on time.

5

Grant Agreement

Receive Concept Grant Agreement (sign within 5 days).
Receive Definitive Grant Agreement.

During Mobility – What do I do now?



The deadline for handing in your changes to the traineeship agreement is **within 5 weeks** after the start of your mobility period.

After Mobility – Hand-in Requirements

10

**Within 4 weeks
after concluding your
traineeship**

Traineeship Certificate
EU survey

Declaration of travelling sustainably (if applicable)

**Within 10 weeks after
concluding your exchange**

TU Delft Transcript
“Cijferlijst per fase balie”

11

Before Mobility

After Mobility

1

Application Form

Complete the application form 'International Internship Fund Statement (IIF) get it signed by your internship coordinator.

2

MyTUDelft

Register a new stay abroad in MyTUDelft for your own safety and free travel insurance.



3

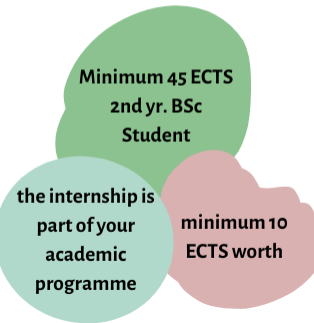
Submit Application

Submit the signed application form and IIF Statement signed by your faculty before the start date of the internship.

4

Notification

Within 2 weeks you will receive an email notification about your IFF application.



5

Upload After Mobility Requirements

Upload your TU Delft Transcript of Records or Study Progress Overview showing the obtained credit (minimum 10 EC) in your Grant request in MyTUDelft within 6 months after concluding your Internship/research.

1

Pre-Register

Students who want to apply must pre-register with the Education Service Centre by sending an e-mail with their plans and questions to outgoingglobal-esa@tudelft.nl

2

Meeting Conditions

Evaluation by the Education Service Centre-Mobility Team.

Only for MSc
GPA of 8 or
higher

Short-term
research
stay 3 - 6
months

Must be one of
the top-20 for
engineering and
IT universities
according to
the Times
Higher
Education

3

Submit

Application

If eligible the student will be requested to e-mail all the necessary documents.



1

Pre-register

Students who want to apply must pre-register with the Education Service Centre (ESC) by sending an e-mail with their plans and questions to outgoingglobal-esa@tudelft.nl.

2

Evaluation

The ESC will determine if the student meets all conditions for this research grant and whether it is worthwhile for the student to submit an application via email.

3

Application Form

If eligible, the student will receive the application form and will need to follow the instructions.

4

Application Deadline

At least two months before start date or 3 months if you need to apply for a visa. Students must organize their own visa.

5

80% of the total Grant

Once the application has been processed, the student will receive 80% of the total grant before their departure.

6

20% of the Grant

After the student returns and sends the 'IDEA League report', the final 20% payment will be processed.

Application for the grant must be 2 months before start date

ETH Zurich
3 to 6 months

TU Delft &
ETH Zurich
supervisor



1

Inform yourself

Check your [Faculty International Office website](#) or [Brightspace](#) page for details.

2

Grant Letter

ESC will send you a grant letter listing the conditions for the scholarship.



3

Acceptance

Sign and return the grant letter to the ESC.

4

Final Obligations

Submit your travel report to the ESC
outgoingglobal-esa@tudelft.nl
1 month after conclusion of your stay abroad.

Outgoing Exchange Application Procedure

University Exchange Partners & Networks


Funding & Scholarships

- ERASMUS+ Study
- ERASMUS+ Traineeship Grant
- The International Internship Fund
- Justus & Louise van Effen Research Grant
- NL Scholarship
- STIR Fund
- FAST (Funding Ambitious Students TU Delft) - Delft University Fund
- IDEA League Research Grant
- Other scholarships**

Diversity and Inclusion

Other scholarships


External grants Dutch Scholarship Providers TU Delft Scholarship Providers **Search tools**



Nuffic

Nuffic offers you an overview of more than 200 scholarships and grants for students that travel abroad for study, internship or research purposes. As a TU Delft student you can apply for these grants even though they aren't directly connected to the TU Delft.


[READ MORE](#)



Scholarship Portal

Find Scholarships to Finance Your Study


[READ MORE](#)



European Funding Guide

If the grants mentioned today are not applicable, check out the [‘other scholarship’](#) webpage. Here you can find links to many more options and grant search engines.



- ✓ Do your research
- ✓ Check your personal details in Osiris (i.e address)
- ✓ Stay enrolled at TU Delft
- ✓ Register your stay abroad in MyTUDelft
- ✓ Do the [Travel Safety Session](#)
- ✓ Apply on time
- ✓ Have you arranged accomodation?
Would you consider swapping rooms?
-  Check [Website](#) updates regularly on www.studyabroad.tudelft.nl

